

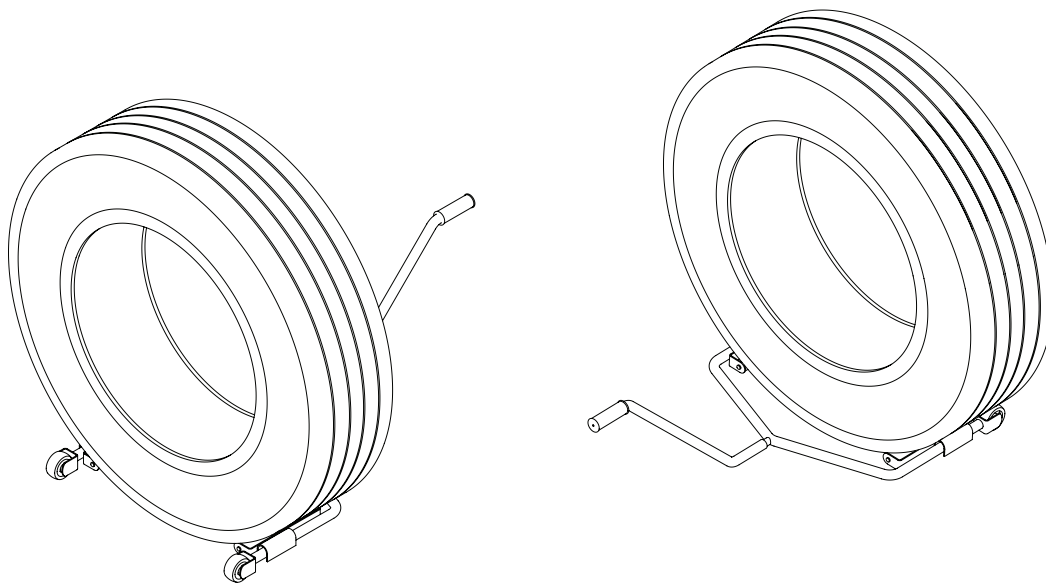
Operating Instructions & Parts Manual



Tire Cart

Model Number
92030

Capacity
300 lbs.



This is the safety alert symbol. It is used to alert you to potential personal injury hazards. Obey all safety messages that follow this symbol to avoid possible injury or death.

ADVERTENCIA

- Leer, comprender, y seguir las instrucciones antes de utilizar el aparato.
- El manual de instrucciones y la información de seguridad deben estar comunicado en lengua del operador antes del uso.
- No seguir estas indicaciones puede causar daños personales o materiales.

SFA Companies
<http://www.omegalift.com>

Read this manual and follow all the Safety Rules and Operating Instructions before using this product

92030-M1 rev 122010
Printed in China

SAFETY AND GENERAL INFORMATION

Save these instructions. For your safety, read, understand, and follow the information provided with and on this product before using. The owner and/or operator of this equipment shall have an understanding of this equipment and safe operating procedures before attempting to use. The owner and/or operator shall be aware that use and repair of this product may require special skills and knowledge. Instructions and safety information shall be conveyed in the operator's native language before use of this product is authorized. If any doubt exists as to the safe and proper use of this wheel dolly, remove from service immediately.

Inspect before each use. Do not use if broken, bent, cracked, or damaged parts (including labels) are noted. Any tire cart that appears damaged in any way, operates abnormally or is missing parts, shall be removed from service immediately and the manufacturer notified. If you suspect that the product was subjected to a shock load (a load dropped suddenly, unexpectedly upon it), immediately discontinue use until it has been checked by a factory authorized service center (contact distributor or manufacturer for list of Authorized Service Centers). Replace worn or damaged parts with Omega Authorized Replacement Parts only. Labels and owner's manuals are available from manufacturer.

PRODUCT DESCRIPTION


The Omega Tire Cart is designed to facilitate the removal, transportation and installation of a single pneumatic tire/wheel assembly as found on many trucks, buses and trailers. This is **NOT** suitable for use as a wheel and tire puller. It is designed **ONLY** for use in removing up to rated capacity tire and wheel assemblies which are **not** bound and/or seized up at the brake drum or hub assemblies.

⚠ NEVER load this device with more than the weight of the tire to be moved!

SPECIFICATIONS

Model	Capacity	Roller Spread	Overall Size (L x W x H)
92030	300 lbs.	19-1/2"	50" x 27-1/2" x 20"

⚠ WARNING



To avoid crushing and related injuries and or property damage:

- **Read**, understand and follow all printed materials provided with and on this product.
- Do not exceed rated capacity.
- Use only on hard, level surfaces capable of sustaining the load.
- **Always** use **both hands** to control tire and Tire Cart.
- Move slowly and maintain tire in as close to vertical position as possible.
- No alterations shall be made to this product.
- Failure to heed these markings may result in personal injury and/or property damage.

BEFORE USE

1. Verify that the product and the application are compatible, if in doubt call **Omega Technical Service (888) 332-6419**. Read the owner's manual completely and familiarize yourself thoroughly with this product, its components, and recognize the hazards associated with its use.
2. Assemble the Tire Cart as shown in Figure 2.
3. Check to ensure the Tire Cart wheels roll freely and smoothly before putting into service. Replace worn or damaged parts with Factory Authorized Replacement Parts only. Contact the manufacturer or distributor of this product for a list of factory authorized service centers.

OPERATION

⚠ Follow the vehicle manufacturers recommended removal and installation procedures for tire, wheel or hub.

After the tire/wheel assembly has been loosened from the hub or axle and is ready to be removed, position the tire cart under the tire to be removed. Adjust cart position such that the tire/wheel assembly will balance between rollers without falling.

Loading the Tire Cart

⚠ **NEVER** load this device beyond rated capacity!

⚠ **NEVER** use the Tire Cart as a wheel pulling device. Before transporting wheel assembly, ensure that it is free from the hub or drum assembly and balanced between the rollers.

When the weight of the loosened tire and wheel assembly is supported by the Tire Cart, **carefully** roll the cart away from the drum or axle.

⚠ **Always** use **both hands** to control tire and Tire Cart!

Transporting the Loaded Tire Cart

1. Ensure that tire is properly placed on the rollers.
2. When wheel assembly has cleared the hub or the axle, push or pull to desired location. Walk slowly, exercise caution and look ahead to avoid obstacles while using both hands to control the tire and the tire cart.

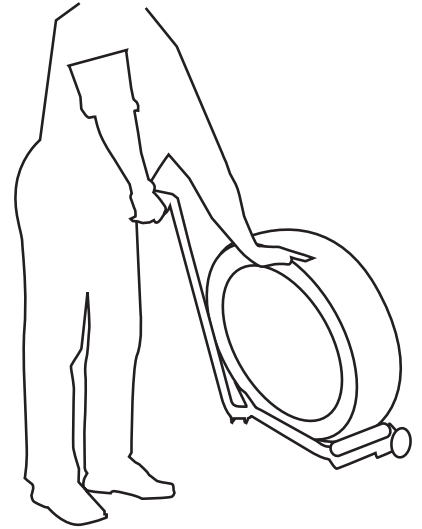
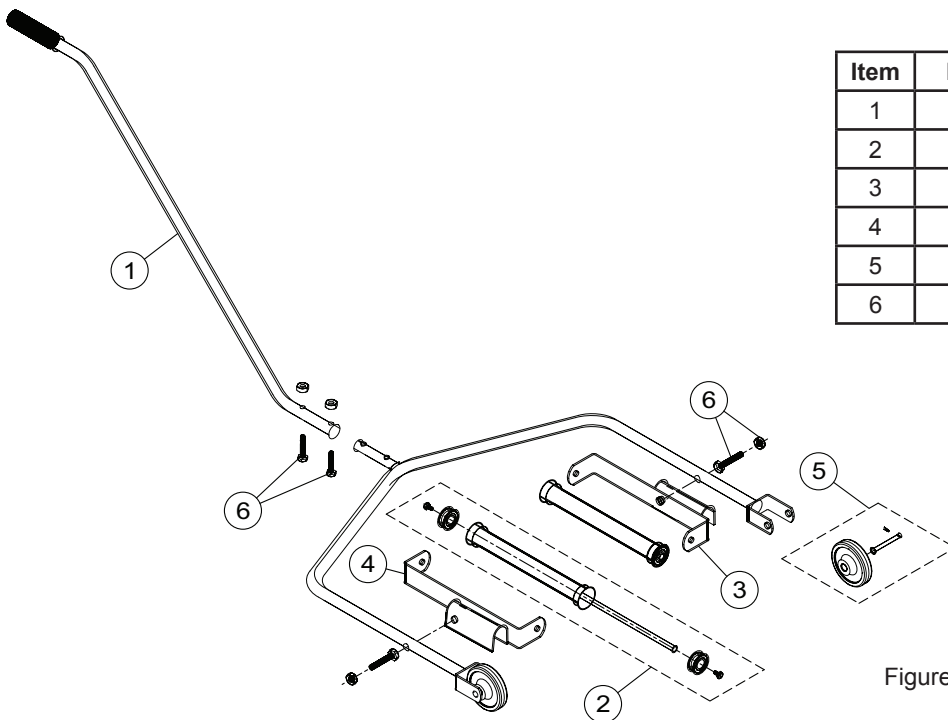


Figure 1 - Always use both hands

REPLACEMENT PARTS

Not all components of the OmegaTire Cart are replacement items, but are illustrated as a convenient reference of location and position in the assembly sequence. When ordering parts, give model number, parts number and parts description. Call or write for current pricing: SFA Companies, Inc. 10939 N. Pomona Ave. Kansas City, MO 64153 E-mail: sales@omegalift.com Phone: (888) 332-6419 Fax: (816) 891-6599



Item	Part No.	Description	Qty
1	92030-1	Handle Assembly	1
2	92030-2	Roller Assembly	2
3	92030-3	L Roller Frame	1
4	92030-4	R Roller Frame	1
5	92030-5	Wheel Assembly	2
6	92030-6	Frame Hardware Kit	1

Figure 2 - Parts Illustration for Tire Cart

ONE YEAR LIMITED WARRANTY

For a period of one (1) year from date of purchase, **SFA Companies** will repair or replace, at its option, without charge, any of its products, which fails due to a defect in material or workmanship under normal usage. This limited warranty is a consumer's exclusive remedy.

Performance of any obligation under this warranty may be obtained by returning the warranted product, freight prepaid, to **SFA Companies** Warranty Service Department, 10939 N. Pomona Ave., Kansas City, MO 64153.

Except where such limitations and exclusions are specifically prohibited by applicable law, (1) THE CONSUMER'S SOLE AND EXCLUSIVE REMEDY SHALL BE THE REPAIR OR REPLACEMENT OF DEFECTIVE PRODUCTS AS DESCRIBED ABOVE. (2) **SFA Companies** SHALL NOT BE LIABLE FOR ANY CONSEQUENTIAL OR INCIDENTAL DAMAGE OR LOSS WHATSOEVER. (3) ANY IMPLIED WARRANTIES, INCLUDING WITHOUT LIMITATION THE IMPLIED WARRANTIES OF MERCHANTABILITY AND FITNESS FOR A PARTICULAR PURPOSE, SHALL BE LIMITED TO ONE YEAR, OTHERWISE THE REPAIR, REPLACEMENT OR REFUND AS PROVIDED UNDER THIS EXPRESS LIMITED WARRANTY IS THE EXCLUSIVE REMEDY OF THE CONSUMER, AND IS PROVIDED IN LIEU OF ALL OTHER WARRANTIES, EXPRESS OR IMPLIED. (4) ANY MODIFICATION, ALTERATION, ABUSE, UNAUTHORIZED SERVICE OR ORNAMENTAL DESIGN VOIDS THIS WARRANTY AND IS NOT COVERED BY THIS WARRANTY.

Some states do not allow limitations on how long an implied warranty lasts, so the above limitation may not apply to you. Some states do not allow the exclusion or limitation of incidental or consequential damages, so the above limitation or exclusion may not apply to you. This warranty gives you specific legal rights, and you may also have other rights, which vary from state to state.



SFA Companies ©2007
10939 N. Pomona Ave. Kansas City, MO 64153
888-332-6419
sales@omegalift.com